

Name of Listed Equity: VERASMITI GEMERCE LTD.

Serial Code:

Shareholding Pattern Filed under: Reg. 31(D)(1) Quarter Ended: 30/06/2019

Particulars

Yes No

- 1 Whether the Listed Equity has issued any Partly Paid up shares? No
- 2 Whether the Listed Equity has issued any Convertible Securities or Warrants? No
- 3 Whether the Listed Equity has any shares against which Depository Receipts are issued? No
- 4 Whether the Listed Equity has any shares in Locked-in? No
- 5 Whether any shares held by Promoters are Pledge or otherwise encumbered? No




TABLE I - SUMMARY STATEMENT HELD BY SECURED SECURITIES

Category of shareholders	Nos. of Fully Paid-up Shares		No. of Partly Paid-up Shares	Total Nos. of Shares	Shareholding Calculated as per SEC, 1957	Number of Voting Rights	Number of Locked in Shares		Number of Shares Fully Fledged or otherwise Equity Shares (XIII) held in depository
	Equity Shares	Equity Shares					(XII)	(XII)	
	(A)	(B)	(C)	(D)	(E)	(F)	(G)	(H)	(I)
(A) Provider & Provider Group	16	86300	86300	48150	86300	86300	86300	48150	86300
(B) Public	156	112700	112700	56350	112700	112700	112700	56350	112700
(C) Non Provider - Non Public									
(D) Shares underlying IES									
(E) Shares held by Employee Trusts									
TOTAL	172	200000	200000	100000	200000	200000	200000	100000	200000




TABLE II - STATEMENT SHOWING SHAREHOLDERSHIP OF THE PROMOTER AND PROMOTER GROUP

Category of shareholders	IPW	Nos. of Shares	No. of Fully Paid-up Equity Shares Held	No. of Depository Shares Held	No. of Participating Depository Shares	Total No. of Shares Held	Shareholding as per SCRR 1957 (a) as a % of (A+B+C)	No. of Voting Rights	Total of Voting Rights	Underlying Securities convertible into shares (including warrants)	Conversion of convertible securities as a % of (A+B+C)	Nos. of Locked in shares (VII)	Nos. of Registered or otherwise held in dematerialized form
(1) Indian													
(a) Individuals/Hindu undivided family													
RAJESH K. SHARMA	ALPS 37426	12	53850	53850	53850	53850	26.825	53850	53850	26.825	26.825	53850	53850
KOMLA DEVI SHARMA	ADPS 37426		650	650	650	650	0.325	650	650	0.325	0.325	650	650
SHARMA CHANDRA	ADPS 37426		7500	7500	7500	7500	3.750	7500	7500	3.750	3.750	7500	7500
SHARMA DEVI SHARMA	ADPS 37426		1300	1300	1300	1300	0.650	1300	1300	0.650	0.650	1300	1300
SHARMA RAMESH SHARMA	ADPS 37426		11000	11000	11000	11000	5.500	11000	11000	5.500	5.500	11000	11000
SHARMA RAMESH SHARMA	ADPS 37426		7500	7500	7500	7500	3.750	7500	7500	3.750	3.750	7500	7500
SHARMA RAMESH SHARMA	ADPS 37426		6000	6000	6000	6000	3.000	6000	6000	3.000	3.000	6000	6000
SHARMA RAMESH SHARMA	ADPS 37426		5000	5000	5000	5000	2.500	5000	5000	2.500	2.500	5000	5000
SHARMA RAMESH SHARMA	ADPS 37426		100	100	100	100	0.050	100	100	0.050	0.050	100	100
SHARMA RAMESH SHARMA	ADPS 37426		2300	2300	2300	2300	1.150	2300	2300	1.150	1.150	2300	2300
SHARMA RAMESH SHARMA	ADPS 37426		1000	1000	1000	1000	0.500	1000	1000	0.500	0.500	1000	1000
SHARMA RAMESH SHARMA	ADPS 37426		5000	5000	5000	5000	2.500	5000	5000	2.500	2.500	5000	5000
SHARMA RAMESH SHARMA	ADPS 37426		6300	6300	6300	6300	3.150	6300	6300	3.150	3.150	6300	6300
(b) Central Government/State Government(s)													
(c) Financial Institutions/Banks													
(d) Any Other													
Indies Corporate		3	29850	29850	29850	29850	14.825	29850	29850	14.825	14.825	29850	29850
C. SURENDRAN TRADING & INVESTMENT			11000	11000	11000	11000	5.500	11000	11000	5.500	5.500	11000	11000
M/S (P) LTD			7850	7850	7850	7850	3.825	7850	7850	3.825	3.825	7850	7850
ESHAJI ENTERPRISE LIMITED			11000	11000	11000	11000	5.500	11000	11000	5.500	5.500	11000	11000
S. JAYARAM TRADING AND INVESTMENT													
HEAT POWER													
Trusts													
Clearing Members													
Sub-Total (A)(1)		15	83300	83300	83300	83300	41.650	83300	83300	41.650	41.650	83300	77465
(2) Foreign													
(a) Individuals (Non-Resident Individuals)/Foreign Individuals													
GOVERNMENT		1	3000	3000	3000	3000	1.500	3000	3000	1.500	1.500	3000	3000
GOVERNMENT			3000	3000	3000	3000	1.500	3000	3000	1.500	1.500	3000	3000
(b) Government													
(c) Institutions													
(d) Foreign Portfolio Investor													
(e) Any Other													
Sub-Total (A)(2)		1	3000	3000	3000	3000	1.500	3000	3000	1.500	1.500	3000	3000
Total Shareholding of Promoter and Promoter Group (A)=(A)(1)+(A)(2)		16	86300	86300	86300	86300	43.150	86300	86300	43.150	43.150	86300	80465




TABLE III - STATEMENT SHOWING SHAREHOLDERSHIP OF THE PUBLIC SHAREHOLDERS

Category of shareholders	IPIN	Nos. of Shares Held	Nos. of Fully Paid-up Shares	Nos. of Partly Paid-up Shares	Total Nos. of Shares	Shareholding (Calculated as per SEBI, 1957)	No. of Voting Rights		Underlying securities convertible securities (including of alloted share capital) (X)	Number of Locked in shares (XII)	Number of Shares Held or otherwise (XIII) Held in dematerialized form
							Class X	Class Y			
(A) Institutions	(XII)	(XIII)	(XIV)	(XV)	(XVI)	(XVII)	(XVIII)	(XIX)	(XX)	(XXI)	(XXII)
(a) Mutual Funds											
(b) Venture Capital Funds											
(c) Alternative Investment Funds											
(d) Foreign Venture Capital Investors											
(e) Foreign Portfolio Investors											
(f) Financial Institutions/Banks											
(g) Insurance Companies											
(h) Provident Funds/Pension Funds											
(i) Any Other											
Foreign Institutional Investors											
PS											
BFI - Corporate											
Sub-Total (XXI)											
(2) Central Government/State Government(s)/President of India											
Sub-Total (XXII)											

Category of shareholders	IPIN	Nos. of Shares Held	Nos. of Fully Paid-up Shares	Nos. of Partly Paid-up Shares	Total Nos. of Shares	Shareholding (Calculated as per SEBI, 1957)	No. of Voting Rights		Underlying securities convertible securities (including of alloted share capital) (X)	Number of Locked in shares (XII)	Number of Shares Held or otherwise (XIII) Held in dematerialized form
							Class X	Class Y			
(3) Non-Institutions											
(a) Individuals											
(i) Individual shareholders holding nominal share capital up to Rs. 2 Lakhs.											
ANIL CHAND BEDIA		3200	3200		3200	1.600	3200				1.600
ASHOKAN SACHETI		5000	5000		5000	2.500	5000				2.500
CHANDAN LAL YADAV		5000	5000		5000	2.500	5000				2.500
CHANDAN PAL BISHRA		5000	5000		5000	2.500	5000				2.500
CHANDAN DEVI BISHRA		2000	2000		2000	1.000	2000				1.000
BALCHAND SHUKLA		3000	3000		3000	1.500	3000				1.500
CHANDAN CHAND BEDIA		5000	5000		5000	2.500	5000				2.500
CHANDAN CHAND BEDIA		5000	5000		5000	2.500	5000				2.500
CHANDAN CHAND BEDIA		2000	2000		2000	1.000	2000				1.000
CHANDAN CHAND BEDIA		2000	2000		2000	1.000	2000				1.000
CHANDAN CHAND BEDIA		3000	3000		3000	1.500	3000				1.500
CHANDAN CHAND BEDIA		10000	10000		10000	5.000	10000				5.000
CHANDAN CHAND BEDIA		8000	8000		8000	4.000	8000				4.000
CHANDAN CHAND BEDIA		4000	4000		4000	2.000	4000				2.000
CHANDAN CHAND BEDIA		2000	2000		2000	1.000	2000				1.000
CHANDAN CHAND BEDIA		2000	2000		2000	1.000	2000				1.000
CHANDAN CHAND BEDIA		5000	5000		5000	2.500	5000				2.500
CHANDAN CHAND BEDIA		2000	2000		2000	1.000	2000				1.000
CHANDAN CHAND BEDIA		3000	3000		3000	1.500	3000				1.500
CHANDAN CHAND BEDIA		2000	2000		2000	1.000	2000				1.000
CHANDAN CHAND BEDIA		5000	5000		5000	2.500	5000				2.500
CHANDAN CHAND BEDIA		2000	2000		2000	1.000	2000				1.000
CHANDAN CHAND BEDIA		5000	5000		5000	2.500	5000				2.500
Sub-Total (XXIII)		156	113700		113700	56.850	113700		56.850		56.850




TABLE III - STATISTICAL SUMMARY OF THE PUBLIC SHAREHOLDERS

Category of shareholders	Nos. of Shareholders	Nos. of Fully Paid-up Equity Shares Held	Nos. of Partly Paid-up Equity Shares Held	Shareholding as calculated as per 30th Sept 1957	No. of Voting Rights	Number of Locked in shares		Number of Shares Held in dematerialised form	
						as a % of (VII) + (VIII)	as a % of (VII) + (VIII) + (IX)	as a % of total shares held	as a % of total shares held
(a) Individuals									
(b) Companies									
(c) Societies									
(d) Trusts									
(e) Other									
Total									

- (b) NEFTs registered with RBI
- (c) Employee Trusts
- (d) Overseas Depositors (including DRs) (Balancing Figure)
- (e) Any Other
 - Bodies Corporate
 - FI - Individual
 - FI - Repatriable
 - FI - Non-Repatriable
 - Trusts
 - Clearing Members
 - IEFT Authority

Sub-Total (b)(c)	156	113700	113700	56.850	113700	56.850	56.850	43
Total Public Shareholding (b)	156	113700	113700	56.850	113700	56.850	56.850	43
=(b)(c)+(b)(2)+(b)(3)								




TABLE IV - STATEMENT SHOWING SHAREHOLDERSHIP OF THE NEW PROVIDER - NEW PUBLIC COMPANY

Category of Shareholders	IPW	Nos. of Shareholders	Nos. of Fully Paid-up Equity Shares Held	Nos. of Partly Paid-up Equity Shares Held	Total Nos. of Shares Held	Shareholding Calculated as per SCOP, 1972	Number of Voting Rights (IX)	Underlying % assuming full conversion of convertible securities (as a % of total) (X)		Number of Locked in shares (XII)	Number of Shares Held in depository	Number of Shares Held in depository
								Convertible securities (XIII)	Convertible securities (XIV)			
(1) Custodian IR Holder												
(2) Employee Benefit Trust (under SEBI (Share based Employee Benefit) Regulations, 2014												
Total Non-Provider - Non-Paid in Shareholding (I) = (XII) + (XIII) + (XIV) + (XV)												

(1) Custodian IR Holder

(2) Employee Benefit Trust (under SEBI (Share based Employee Benefit) Regulations, 2014

Total Non-Provider - Non-Paid in Shareholding (I) = (XII) + (XIII) + (XIV) + (XV)




TABLE V - STATEMENT SHOWING DETAILS OF SIGNIFICANT BENEFICIAL OWNERS (SBOs)

Sr. No.	Details of the SBO		Details of the Registered Owner		Details of holding/exercise of right of the SBO in the reporting company, whether direct or indirect (III)		Whether by virtue of
	(I)	(II)	(I)	(II)	(I)	(II)	
Name	IPW / Passport No. in case of a foreign national	Nationality	IPW / Passport No. in case of a foreign national	Nationality	Shares/Holdings on distribution of (C) rights/dividend or any other for control (IV)	Exercise of Date of creation/acquisition of significant beneficial interest	

