


Introductory sub-table (I)(a)			
Name of the Company: ESJAY COMMERCE LIMITED			
Scrip Code: 15088, Equity			
Quarter ended: 30.06.2013			
Partly paid-up shares:-	No. of partly paid-up shares	As a % of total no. of partly paid-up shares	As a % of total no. of shares of the company
Held by promoter/promoter group	NIL	NIL	NIL
Held by public	NIL	NIL	NIL
Total - D	NIL	NIL	NIL
Outstanding convertible securities:-	No. of outstanding securities	As a % of total no. of outstanding convertible securities	As a % of total no. of shares of the company, assuming full conversion of the convertible securities
Held by promoter/promoter group	NIL	NIL	NIL
Held by public	NIL	NIL	NIL
Total - E	NIL	NIL	NIL
Warrants:-	No. of warrants	As a % of total no. of warrants	As a % of total no. of shares of the company, assuming full conversion of warrants
Held by promoter/promoter group	NIL	NIL	NIL
Held by public	NIL	NIL	NIL
Total - F	NIL	NIL	NIL
Total paid-up capital of the company, assuming full conversion of warrants and convertible securities	34,99,370		




Statement Showing Shareholding Pattern								
Category code	Category of Shareholder	Number of Shareholders	Table (I)(a)		Total shareholding as a percentage of total number of shares		Shares Pledged or otherwise encumbered	
			Total number of shares	Number of shares held in dematerialized form	As a percentage of (A+B) ¹	As a percentage of (A+B+C)	Number of shares	As a percentage
(I)	(II)	(III)	(IV)	(V)	(VI)	(VII)	(VIII)	(IX)= (VIII)/(IV)*100
(A)	Shareholding of Promoter and Promoter							
1	Indian							
(a)	Individuals/ Hindu Undivided Family							
		20	64,775	-	18.51	18.51	NIL	NIL
(b)	Central Government/ State Government(s)	-	-	-	-	-	-	-
(c)	Bodies Corporate	6	185,862	7,700	53.11	53.11	NIL	NIL
(d)	Financial Institutions/ Banks	-	-	-	-	-	-	-
(e)	Any Others(Specify)-							
(e-i)	Family Trusts	2	2,000	-	0.57	0.57	NIL	NIL
	Sub Total(A)(1)	28	252,637		72.19	72.19		



2	Foreign							
a	Individuals (Non-Residents Individuals/ Foreign Individuals)	-	-	-	-	-	-	-
b	Bodies Corporate	-	-	-	-	-	-	-
c	Institutions	-	-	-	-	-	-	-
d	Any Others(Specify)	-	-	-	-	-	-	-
d-i								
d-ii								
	Sub Total(A)(2)	-	-	-	-	-	-	-
	Total Shareholding of Promoter and	28	252,637	-	72.19	72.19	-	-
(B)	Public shareholding							
I	Institutions							
(a)	Mutual Funds/ UTI	-	-	-	-	-	-	-
(b)	Financial Institutions /Banks	-	-	-	-	-	-	-
(c)	Central Government/ State Government(s)	-	-	-	-	-	-	-
(d)	Venture Capital Funds	-	-	-	-	-	-	-
(e)	Insurance Companies	-	-	-	-	-	-	-
(f)	Foreign Institutional Investors	-	-	-	-	-	-	-
(g)	Foreign Venture Capital Investors	-	-	-	-	-	-	-
(h)	Any Other (specify)	-	-	-	-	-	-	-
(h-i)								
(h-ii)								
	Sub-Total (B)(1)	-	-	-	-	-	-	-



B 2	Non-institutions							
(a)	Bodies Corporate	-	-	-	-	-	-	-
(b)	Individuals							
I	Individuals -i. Individual shareholders holding nominal share capital up to Rs 1 lakh	113	97,300	250	27.81	27.81	-	-
II	ii. Individual shareholders holding nominal share capital in excess of Rs. 1 lakh.	-	-	-	-	-	-	-
(c)	Any Other (specify)	-	-	-	-	-	-	-
(c-i)								
(c-ii)								
	Sub-Total (B)(2)	113	97,300	-	27.81	27.81	-	-
(B)	Total Public Shareholding (B)= (B)(1)+(B)(2)	113	97,300	-	27.81	27.81	-	-
	TOTAL (A)+(B)	141	349,937	-	100.00	100.00	-	-
(C)	Shares held by Custodians and against which Depository Receipts have been issued							
1	Promoter and Promoter Group	-	-	-	-	-	-	-
2	Public	-	-	-	-	-	-	-
	Sub-Total (C)	-	-	-	-	-	-	-
	GRAND TOTAL (A)+(B)+(C)	141	349,937	-	100.00	100.00	-	-



(I)(b) Statement showing holding of securities (including shares, warrants, convertible securities) of persons belonging to the category "Promoter and Promoter Group"

Sr. No.	Name of the shareholder	Details of Shares held		Encumbered shares (*)			Details of warrants		Details of convertible securities		Total shares (including underlying shares assuming full conversion of warrants and convertible securities) as a % of diluted share capital
		Number of shares held	As a % of grand total (A)+(B)+(C)	No.	As a percentage	As a % of grand total (A)+(B)+(C) of sub-clause (I)(a)	Number of warrants held	As a % total number of warrants of the same class	Number of convertible securities held	As a % total number of convertible securities of the same class	
(I)	(II)	(III)	(IV)	(V)	(VI)=(V)/(III)*100	(VII)	(VIII)	(IX)	(X)	(XI)	(XII)
1	Rashi Nahata	7,500	2.14	-	-	-	-	-	-	-	-
2	Surendra Kumar Nahata	6,500	1.86	-	-	-	-	-	-	-	-
3	Chanda Chindalia	2,450	0.70	-	-	-	-	-	-	-	-
4	Indira Debi Nahata	5,000	1.43	-	-	-	-	-	-	-	-
5	Manju Nahata	5,000	1.43	-	-	-	-	-	-	-	-
6	Chhotulal Nahata	4,000	1.14	-	-	-	-	-	-	-	-
7	Suman Chindalia	2,050	0.59	-	-	-	-	-	-	-	-
8	Minnalal Nahata	5,000	1.43	-	-	-	-	-	-	-	-
9	Jitendra Kumar Nahata	8,525	2.44	-	-	-	-	-	-	-	-
10	Suryakanta Nahata	6,500	1.86	-	-	-	-	-	-	-	-
11	Bimala Debi Nahata	6,000	1.71	-	-	-	-	-	-	-	-
12	Dhanraj Chindalia	1,050	0.30	-	-	-	-	-	-	-	-
13	Rikhab Chand Chopra	100	0.03	-	-	-	-	-	-	-	-



14	Sampat Mal Sancheti	100	0.03	-	-	-	-	-	-	-	-	-
15	Bimal Singh Chindalia	2,000	0.57	-	-	-	-	-	-	-	-	-
16	Ginni Devi Chindalia	50	0.01	-	-	-	-	-	-	-	-	-
17	Pushpa Devi Chopra	50	0.01	-	-	-	-	-	-	-	-	-
18	Laxmi Sancheti	100	0.03	-	-	-	-	-	-	-	-	-
19	Vikas Nahata	1,800	0.51	-	-	-	-	-	-	-	-	-
20	Sharad Nahata	1,000	0.29	-	-	-	-	-	-	-	-	-
21	Jitendra Kumar Nahata Family Trust	1,000	0.29	-	-	-	-	-	-	-	-	-
22	Bimala Debi Nahata Family Trust	1,000	0.29	-	-	-	-	-	-	-	-	-
23	C.Surendra Trading & Investments Pvt Ltd	34,600	9.89	-	-	-	-	-	-	-	-	-
24	S.Jitendra Trading & Investment Pvt Ltd	34,900	9.97	-	-	-	-	-	-	-	-	-
25	Vikasjyoti Commerce Limited	16,925	4.84	-	-	-	-	-	-	-	-	-
26	Wellpromote Pvt. Ltd.	22975	6.57	-	-	-	-	-	-	-	-	-
27	Excel Developers Pvt. Ltd.	22775	6.51	-	-	-	-	-	-	-	-	-
28	Ocean Merchandise Pvt. Ltd.	53687	15.34	-	-	-	-	-	-	-	-	-
TOTAL		252,637	72.19	-	-	-	-	-	-	-	-	-

(*) The term "encumbrance" has the same meaning as assigned to it in regulation 28(3) of the SAST Regulations, 2011



(I)(c)(i) Statement showing holding of securities (including shares, warrants, convertible securities) of persons belonging to the category "Public" and holding more than 1% of the total number of shares


Sr. No.	Name of the shareholder	Number of shares held	Shares as a percentage of total number of shares {i.e., Grand Total (A)+(B)+(C) indicated in Statement at para (I)(a) above}	Details of warrants		Details of convertible securities		Total shares (including underlying shares assuming full conversion of warrants and convertible securities) as a % of diluted share capital
				Number of warrants held	As a % total number of warrants of the same class	Number of convertible securities held	% w.r.t total number of convertible securities of the same class	
1	Jagdish Prasad Verma	7,500	2.14	-	-	-	-	-
2	Keshari Chand Bengani	7,000	2.00	-	-	-	-	-
3	Sri Devi Pincha	7,950	2.27	-	-	-	-	-
4	Tej Karan Jamarh	4,000	1.14	-	-	-	-	-
5	Chiranji Lal Swasmi	6,900	1.97	-	-	-	-	-
6	Bimal Kumar Bucha	7,200	2.06	-	-	-	-	-
7	Gulab Chand Joshi	8,000	2.29	-	-	-	-	-
8	Lalita Swami	8,000	2.29	-	-	-	-	-
9	Sunita Bucha	9,000	2.57	-	-	-	-	-
10	Uma Devi Joshi	8,700	2.49	-	-	-	-	-
TOTAL		74,250	21.22	-	-	-	-	-



(I)(c)(ii) Statement showing holding of securities (including shares, warrants, convertible securities) of persons (together with PAC) belonging to the category "Public" and holding more than 5% of the total number of shares of the company									
Sr. No.	Name(s) of the shareholder(s) and the Persons Acting in Concert (PAC) with them	Number of shares	Shares as a percentage of total number of shares {i.e., Grand Total (A)+(B)+(C) indicated in Statement at para (I)(a) above}	Details of warrants		Details of convertible securities		Total shares (including underlying shares assuming full conversion of warrants and convertible securities) as a % of diluted share capital	
				Number of warrants	As a % total number of warrants of the same class	Number of convertible securities held	% w.r.t total number of convertible securities of the same class		
1	-	-	-	-	-	-	-	-	
2	-	-	-						
3	-	-	-						
TOTAL		0	0.00	-	-	-	-	-	



(I)(d) Statement showing details of locked-in shares			
Sr. No.	Name of the shareholder	Number of locked-in shares	Locked-in shares as a percentage of total number of shares {i.e., Grand Total (A)+(B)+(C) indicated in Statement at para (I)(a) above}
1		0	0.00
TOTAL		0	0.00



(II)(a) Statement showing details of Depository Receipts (DRs)				
Sr. No.	Type of outstanding DR (ADRs, GDRs, SDRs, etc.)	Number of outstanding DRs	Number of shares underlying outstanding DRs	Shares underlying outstanding DRs as a percentage of total number of shares {i.e., Grand Total (A)+(B)+(C) indicated in Statement at para (I)(a) above}
1				
2				
3				
4				
5				
TOTAL		0	0	0.00




Esjay Commerce Limited

Director

(II)(b) Statement showing holding of Depository Receipts (DRs), where underlying shares held by "promoter/promoter group" are in excess of 1% of the total number of shares				
Sr. No.	Name of the DR Holder	Type of outstanding DR (ADRs, GDRs, SDRs, etc.)	Number of shares underlying outstanding DRs	Shares underlying outstanding DRs as a percentage of total number of shares {i.e., Grand Total (A)+(B)+(C) indicated in Statement at para (I)(a) above}
1				
2				
TOTAL			0	0.00

Esjay Commerce Limited


Director